

Ornamental Dingbats

Range: 1F650–1F67F

DRAFT The Unicode Standard, Version 16.0 BETA REVIEW

This file contains an excerpt from the character code tables and list of character names for *DRAFT The Unicode Standard, Version 16.0 BETA REVIEW*

This file may be changed at any time without notice to reflect errata, or other updates to the Unicode Standard. See <https://www.unicode.org/errata/> for an up-to-date list of errata.

See <https://www.unicode.org/charts/> for access to a complete list of the latest character code charts. See <https://www.unicode.org/charts/PDF/Unicode-15.1/> for charts showing only the characters added in Unicode 15.1. See <https://www.unicode.org/Public/15.1.0/charts/> for a complete archived file of character code charts for Unicode 15.1. See <https://www.unicode.org/charts/About.html#Conventions> for conventions used in these code charts, and other general information.

Disclaimer

These charts are provided as the online reference to the character contents of the Unicode Standard, Version 15.1 but do not provide all the information needed to fully support individual scripts using the Unicode Standard. For a complete understanding of the use of the characters contained in this file, please consult the appropriate sections of The Unicode Standard, Version 15.1, online at <https://www.unicode.org/versions/Unicode15.1.0/>, as well as Unicode Standard Annexes #9, #11, #14, #15, #24, #29, #31, #34, #38, #41, #42, #44, #45, and #50, the other Unicode Technical Reports and Standards, and the Unicode Character Database, which are available online.

See <https://www.unicode.org/ucd/> and <http://www.unicode.org/reports/>

A thorough understanding of the information contained in these additional sources is required for a successful implementation.

Copying characters from the character code tables or list of character names is not recommended, because for production reasons the PDF files for the code charts cannot guarantee that the correct character codes will always be copied.

Fonts

The shapes of the reference glyphs used in these code charts are not prescriptive. Considerable variation is to be expected in actual fonts. The particular fonts used in these charts were provided to the Unicode Consortium by a number of different font designers, who own the rights to the fonts.

See <https://www.unicode.org/charts/fonts.html> for a list.

Terms of Use

You may freely use these code charts for personal or internal business uses only. You may not incorporate them either wholly or in part into any product or publication, or otherwise distribute them without express written permission from the Unicode Consortium. However, you may provide links to these charts.
















































The fonts and font data used in production of these code charts may NOT be extracted, or used in any other way in any product or publication, without permission or license granted by the typeface owner(s).

The Unicode Consortium is not liable for errors or omissions in this file or the standard itself. Information on characters added to the Unicode Standard since the publication of the most recent version of the Unicode Standard, as well as on characters currently being considered for addition to the Unicode Standard can be found on the Unicode web site.

See <https://www.unicode.org/pending/pending.html> and <http://www.unicode.org/alloc/Pipeline.html>.

See <https://www.unicode.org/charts/About.html> for more information concerning the conventions and symbols used in these code charts.

Copyright © 1991–2023 Unicode, Inc. All rights reserved. See <https://www.unicode.org/copyright.html>

	1F65	1F66	1F67
0	 1F650	 1F660	 1F670
1	 1F651	 1F661	 1F671
2	 1F652	 1F662	 1F672
3	 1F653	 1F663	 1F673
4	 1F654	 1F664	 1F674
5	 1F655	 1F665	 1F675
6	 1F656	 1F666	 1F676
7	 1F657	 1F667	 1F677
8	 1F658	 1F668	 1F678
9	 1F659	 1F669	 1F679
A	 1F65A	 1F66A	 1F67A
B	 1F65B	 1F66B	 1F67B
C	 1F65C	 1F66C	 1F67C
D	 1F65D	 1F66D	 1F67D
E	 1F65E	 1F66E	 1F67E
F	 1F65F	 1F66F	 1F67F

Fleurons

Fleurons are leaf or floral-shaped ornaments used for text decoration.

1F650		NORTH WEST POINTING LEAF
1F651		SOUTH WEST POINTING LEAF
1F652		NORTH EAST POINTING LEAF
1F653		SOUTH EAST POINTING LEAF
1F654		TURNED NORTH WEST POINTING LEAF
1F655		TURNED SOUTH WEST POINTING LEAF
1F656		TURNED NORTH EAST POINTING LEAF
1F657		TURNED SOUTH EAST POINTING LEAF
1F658		NORTH WEST POINTING VINE LEAF
1F659		SOUTH WEST POINTING VINE LEAF → 2619
1F65A		NORTH EAST POINTING VINE LEAF
1F65B		SOUTH EAST POINTING VINE LEAF → 2767
1F65C		HEAVY NORTH WEST POINTING VINE LEAF
1F65D		HEAVY SOUTH WEST POINTING VINE LEAF
1F65E		HEAVY NORTH EAST POINTING VINE LEAF
1F65F		HEAVY SOUTH EAST POINTING VINE LEAF
1F660		NORTH WEST POINTING BUD
1F661		SOUTH WEST POINTING BUD
1F662		NORTH EAST POINTING BUD
1F663		SOUTH EAST POINTING BUD
1F664		HEAVY NORTH WEST POINTING BUD
1F665		HEAVY SOUTH WEST POINTING BUD
1F666		HEAVY NORTH EAST POINTING BUD
1F667		HEAVY SOUTH EAST POINTING BUD

Quilt square ornaments

1F668		HOLLOW QUILT SQUARE ORNAMENT
1F669		HOLLOW QUILT SQUARE ORNAMENT IN BLACK SQUARE
1F66A		SOLID QUILT SQUARE ORNAMENT = fourfold knot ornament
1F66B		SOLID QUILT SQUARE ORNAMENT IN BLACK SQUARE = inverse fourfold knot ornament

Rocket ornaments

The rocket ornaments function similarly to fleurons for text decoration, and are not intended as pictographs for spaceships.

1F66C		LEFTWARDS ROCKET → 1F680
1F66D		UPWARDS ROCKET
1F66E		RIGHTWARDS ROCKET
1F66F		DOWNWARDS ROCKET

Ampersand and ligature et ornaments

1F670		SCRIPT LIGATURE ET ORNAMENT = italic ampersand lowercase → 204A
1F671		HEAVY SCRIPT LIGATURE ET ORNAMENT
1F672		LIGATURE OPEN ET ORNAMENT
1F673		HEAVY LIGATURE OPEN ET ORNAMENT
1F674		HEAVY AMPERSAND ORNAMENT → 0026
1F675		SWASH AMPERSAND ORNAMENT = italic ampersand

Punctuation mark ornaments

1F676		SANS-SERIF HEAVY DOUBLE TURNED COMMA QUOTATION MARK ORNAMENT → 275D
1F677		SANS-SERIF HEAVY DOUBLE COMMA QUOTATION MARK ORNAMENT → 275E
1F678		SANS-SERIF HEAVY LOW DOUBLE COMMA QUOTATION MARK ORNAMENT → 2760
1F679		HEAVY INTERROBANG ORNAMENT → 203D
1F67A		SANS-SERIF INTERROBANG ORNAMENT
1F67B		HEAVY SANS-SERIF INTERROBANG ORNAMENT
1F67C		VERY HEAVY SOLIDUS
1F67D		VERY HEAVY REVERSE SOLIDUS

Miscellaneous symbols

1F67E		CHECKER BOARD → 259E
1F67F		REVERSE CHECKER BOARD → 259A